



**Lincoln County**  
**2024 Consolidated Levy Rates by Tax Code Area**

<b>CODE</b>	<b>DISTRICT</b>	<b>LEVY</b>	<b>CODE</b>	<b>DISTRICT</b>	<b>LEVY</b>
1	Almira-17-H3-P2	7.2906626519	44	1-204-F3-H1	11.2769030605
2	Creston-73-H3	7.9953281613	45	1-204-F6-H1	11.1352915413
3	Davenport-207-H3-P:	10.4404179046	46	1-204-F10-H1	11.2834482111
4	Harrington-204-F6-H:	8.6367664399	47	1-204-F4-H3-P1	8.6521343922
5	Odessa-105-H1-MP	12.9093298171	48	1-204-F5-H3	8.3772526849
6	Reardan-9-H3-C1	8.5933906850	49	1-204-F6-H3	8.5302649319
7	Sprague-8-C7	7.6965464120	50	1-204-F5-H1	10.9822792943
8	Wilbur-200-H3	10.5641517859	51	1-204-F7-H1	11.4688681403
			52	1-207-F4-H3-P3	11.1354404784
10	1-9-F1-C7	9.3003486314	53	1-207-F4-H3-C3-P3	11.2047113021
11	1-9-F6-H1	11.5214045502	54	1-207-F5-H3-P3	10.9319567766
12	1-9-F4-H3-P1	9.0382474011	55	1-207-F5-H3-C3-P3	11.0012276003
14	1-9-F4-H3-C6-P1	9.1200451696	56	1-207-F6-H3-P3	11.0849690236
15	1-9-F5-H3-P1	8.8347636993	57	1-207-F4-H3-C2-P3	11.2333259696
16	1-9-F5-H3-C6-P1	8.9165614678	58	1-207-F5-H1-P3	13.5369833860
17	1-9-F6-H3	8.9163779408	60	1-9-F4-H3-C1	9.0349234046
18	1-8-F1-C7	8.4319994608	61	1-9-F4-H3-C2	9.0647348868
19	1-8-F1-H1-C7	11.5414282936	62	1-9-F4-H3-C3	9.0361202193
20	1-8-F1-C6	8.1987816989	64	1-9-F5-H3-C3	8.8326365175
21	1-8-F6-H1	10.6530553796	65	1-303-F9-H3-P4	8.2515993086
22	1-17-F9-H3-P2	6.4666241003	66	1-303-F9-H6-P4	8.1831033141
23	1-17-F8-H3-P2	6.8619319950	67	1-9-F1-C6	9.0671308695
24	1-67-F1-H1-C7	13.9007315370	68	1-105-F6-H1-MP	12.6175093135
25	1-67-F3-H1	13.1539701422	69	1-73-F6-H1	10.0131250048
26	1-67-F10-H1	13.1605152928	70	1-17-F8-H3	6.7644696148
27	1-73-F5-H3	7.2550861484	72	1-9-F4-H3	8.9668493956
28	1-73-F5-H1	9.8601127578	73	1-9-F5-H3	8.7633656938
30	1-73-F7-H1	10.3467016038	74	1-9-F5-H3-C6	8.8451634623
31	1-73-F7-H3	7.7416749944	75	1-9-F4-H3-C6	9.0486471641
32	1-105-F3-H1-MP	12.7591208327	76	1-204-F6-H1-C7	11.4503070717
33	1-105-F3-H3-MP	10.1540942233	270	1-73-H3	6.7248067811
34	1-105-F7-H3-MP	10.3460593031	310	1-73-H3	6.7248067811
35	1-105-F7-H1-MP	12.9510859125	380	1-200-H3	9.2791198499
36	1-105-F8-H3-MP	10.0925025573	530	1-207-H3-C3-P3	10.4709482330
37	1-200-F3-H3	10.1040229834	540	1-207-H3-P3	10.4016774093
38	1-200-F7-H3	10.2959880632	550	1-207-H3-C3-P3	10.4709482330
40	1-200-F8-H3	10.0424313174	570	1-207-H3-C2-P3	10.4995629005
41	1-202-F3-H1	11.3132014401	610	1-9-H3-C2	8.3309718177
42	1-202-F8-H3	8.6465831647	620	1-9-H3-C3	8.3023571502
43	1-204-F1-H1-C7	12.0236644553	720	1-9-H3	8.2330863265

**Lincoln County  
2024 Levy Rates**

DISTRICT	VALUATION	LEVY	AMOUNT RAISED	DISTRICT	VALUATION	LEVY	AMOUNT RAISED
State School Part I	1,985,235,365	1.7229125877	\$3,420,387	<b>Fire Districts</b>			
State School Part II	1,971,411,655	0.9241332196	\$1,821,847	001 Sprague	115,449,350	0.8044422077	\$92,872
<b>Total State School</b>		<b>2.6470458073</b>	<b>\$5,242,234</b>	001 Sprague EMS	115,449,350	0.4522067902	\$52,207
<b>County Public Works</b>				003 Odessa	171,902,608	0.8249031335	\$141,803
County Road District	1,647,536,850	1.2796302553	\$2,108,238	004 Reardan	310,876,916	0.7337630691	\$228,110
Traffic Policing	1,647,536,850	0.3034833484	\$500,000	005 Davenport	494,218,946	0.5302793673	\$262,074
<b>County</b>				006 Harrington	188,431,992	0.6832916143	\$128,754
Current Expense	2,073,363,666	1.2193303236	\$2,528,115	007 Wilbur/Creston	282,679,138	1.0168682133	\$287,447
Counseling Service	2,073,363,666	0.0202569383	\$42,000	008 Almira	62,212,900	0.7633114675	\$47,488
Drug & Alcohol	2,073,363,666	0.0000000000	\$0	009 Lakeview Terrace	48,029,425	0.3680035728	\$17,675
Developmental Disabilities	2,073,363,666	0.0000000000	\$0	010 Lincoln/Adams 001	3,608,330	0.8314482841	\$3,000
County Fair	2,073,363,666	0.0000000000	\$0	<b>Park &amp; Recreation Districts</b>			
Veterans Assistance	2,073,363,666	0.0048230805	\$10,000	001 Edwall	92,439,557	0.0713980055	\$6,600
Elections	2,073,363,666	0.0053053886	\$11,000	002 Almira	72,848,621	0.0974623802	\$7,100
Public Health	2,073,363,666	0.0096461611	\$20,000	003 Davenport	484,098,324	0.2292922625	\$111,000
				004 Okanogan	47,892,108	0.0000000000	\$0
<b>Cities and Towns</b>				<b>001 Odessa Metropolitan Park</b>	199,898,332	0.7078598334	\$141,500
Almira	15,377,919	2.7751557281	\$42,676	<b>School Districts</b>			
Creston	9,839,906	2.8536349839	\$28,079	008 Sprague - Enrichment	147,004,400	1.3635790086	\$200,452
Davenport	169,853,133	1.6218540990	\$275,477	009 Reardan - Enrichment	340,522,529	1.5613364970	\$531,670
Harrington	34,822,185	1.6896151117	\$58,836	009 Debt Service Fund	340,522,529	0.6705916822	\$228,352
Odessa	50,811,779	2.5582257216	\$129,988	017 Almira - Enrichment	74,816,834	0.0000000000	\$0
Reardan	55,487,192	1.8753439532	\$104,058	067 Ritzville - Enrichment	4,668,778	1.7064766190	\$7,967
Sprague	37,438,470	1.6043158280	\$60,063	067 Debt Service Fund	4,668,778	1.9697295767	\$9,196
Sprague EMS	37,438,470	0.4999937230	\$18,719	067 Capital Project	4,668,778	0.0466760563	\$218
Wilbur	52,196,232	2.8681455397	\$149,706	073 Creston - Enrichment	345,471,529	0.7236486338	\$250,000
<b>Hospitals</b>				105 Odessa - Enrichment	198,807,672	1.7966901320	\$357,196
001 Hospital Odessa	316,595,260	0.5866774189	\$185,739	105 Capital Project	198,807,672	0.3743104441	\$74,416
001 Excess	315,435,780	2.1365421830	\$673,942	105 Transportation	198,807,672	0.4491725330	\$89,299
001 Debt Service Fund	315,435,780	0.3862092309	\$121,824	200 Wilbur - Enrichment	205,615,581	2.3101362148	\$475,000
003 Hospital Davenport	1,577,328,495	0.5044022234	\$795,608	200 Capital Project	205,615,581	0.9678254878	\$199,000
006 Hospital Grand Coulee	31,039,215	0.4359062289	\$13,530	202 Wilson Creek - Enrichment	12,719,651	1.8821135499	\$23,940
<b>Public Utility District</b>	2,073,363,666	0.0072346208	\$15,000	204 Harrington - Enrichment	203,162,270	1.8458151703	\$375,000
<b>Cemetery Districts</b>				207 Davenport - Enrichment	479,475,224	1.6789188673	\$805,000
001 Reardan	123,453,872	0.0680740090	\$8,404	207 Debt Service Fund	479,475,224	1.7206311373	\$825,000
002 Long Lake	97,154,337	0.0978854912	\$9,510	207 Capital Project	479,475,224	0.7716769949	\$370,000
003 Mondovi	50,759,610	0.0692708237	\$3,516	303 Grand Coulee - Enrichment	47,275,488	1.8824375885	\$88,993
006 Edwall	66,248,751	0.0817977685	\$5,419	<b>TOTAL AMOUNTS LEVIED FOR COLLECTION YEAR 2024</b>			<b>\$19,647,492</b>
007 Sprague	151,274,717	0.0824989148	\$12,480	<div style="border: 1px solid black; padding: 5px;"> <p>I certify these taxes to be levied on the real and personal property in the County of Lincoln for the year 2024. WITNESS my hand this 16th day of January 2024.</p> <p align="right"> J. Scott Liebing, Assessor</p> </div>			
007 Excess	150,526,877	0.2325166156	\$35,000				

I certify these taxes to be levied on the real and personal property in the County of Lincoln for the year 2024.  
WITNESS my hand this 16th day of January 2024.

  
J. Scott Liebing, Assessor

2024

Consolidated Levy Rates

TAXING DISTRICT	TCA	REGULAR LEVY	EXCESS LEVY	CONSOLIDATED LEVY
Almira-17-H3-P2	1	7.2906626519	0.0000000000	7.2906626519
Creston-73-H3	2	7.2716795275	0.7236486338	7.9953281613
Davenport-207-H3-P3	3	6.2691909051	4.1712269995	10.4404179046
Harrington-204-F6-H3	4	6.7909512696	1.8458151703	8.6367664399
Odessa-105-H1-MP	5	7.7664052941	5.1429245230	12.9093298171
Reardan-9-H3-C1	6	6.3614625058	2.2319281792	8.5933906850
Sprague-8-C7	7	6.1004507860	1.5960956242	7.6965464102
Wilbur-200-H3	8	7.2861900833	3.2779617026	10.5641517859
1-9-F1-C7	10	6.8359038366	2.4644447948	9.3003486314
1-9-F6-H1	11	6.7667249571	4.7546795931	11.5214045502
1-9-F4-H3-P1	12	6.8063192219	2.2319281792	9.0382474011
1-9-F4-H3-C6-P1	14	6.8881169904	2.2319281792	9.1200451696
1-9-F5-H3-P1	15	6.6028355201	2.2319281792	8.8347636993
1-9-F5-H3-C6-P1	16	6.6846332886	2.2319281792	8.9165614678
1-9-F6-H3	17	6.6844497616	2.2319281792	8.9163779408
1-8-F1-C7	18	6.8359038366	1.5960956242	8.4319994608
1-8-F1-H1-C7	19	7.4225812555	4.1188470381	11.5414282936
1-8-F1-C6	20	6.8352026903	1.3635790086	8.1987816989
1-8-F6-H1	21	6.7667249571	3.8863304225	10.6530553796
1-17-F9-H3-P2	22	6.4666241003	0.0000000000	6.4666241003
1-17-F8-H3-P2	23	6.8619319950	0.0000000000	6.8619319950
1-67-F1-H1-C7	24	7.4225812555	6.4781502815	13.9007315370
1-67-F3-H1	25	6.9083364763	6.2456336659	13.1539701422
1-67-F10-H1	26	6.9148816269	6.2456336659	13.1605152928
1-73-F5-H3	27	6.5314375146	0.7236486338	7.2550861484
1-73-F5-H1	28	6.6137127101	3.2464000477	9.8601127578
1-73-F7-H1	30	7.1003015561	3.2464000477	10.3467016038
1-73-F7-H3	31	7.0180263606	0.7236486338	7.7416749944
1-105-F3-H1-MP	32	7.6161963097	5.1429245230	12.7591208327
1-105-F3-H3-MP	33	7.5339211142	2.6201731091	10.1540942233
1-105-F7-H3-MP	34	7.7258861940	2.6201731091	10.3460593031
1-105-F7-H1-MP	35	7.8081613895	5.1429245230	12.9510859125
1-105-F8-H3-MP	36	7.4723294482	2.6201731091	10.0925025573
1-200-F3-H3	37	6.8260612808	3.2779617026	10.1040229834
1-200-F7-H3	38	7.0180263606	3.2779617026	10.2959880632
1-200-F8-H3	40	6.7644696148	3.2779617026	10.0424313174
1-202-F3-H1	41	6.9083364763	4.4048649638	11.3132014401
1-202-F8-H3	42	6.7644696148	1.8821135499	8.6465831647
1-204-F1-H1-C7	43	7.4225812555	4.6010831998	12.0236644553
1-204-F3-H1	44	6.9083364763	4.3685665842	11.2769030605
1-204-F6-H1	45	6.7667249571	4.3685665842	11.1352915413
1-204-F10-H1	46	6.9148816269	4.3685665842	11.2834482111
1-204-F4-H3-P1	47	6.8063192219	1.8458151703	8.6521343922
1-204-F5-H3	48	6.5314375146	1.8458151703	8.3772526849
1-204-F6-H3	49	6.6844497616	1.8458151703	8.5302649319
1-204-F5-H1	50	6.6137127101	4.3685665842	10.9822792943
1-204-F7-H1	51	7.1003015561	4.3685665842	11.4688681403
1-207-F4-H3-P3	52	6.9642134789	4.1712269995	11.1354404784
1-207-F4-H3-C3-P3	53	7.0334843026	4.1712269995	11.2047113021
1-207-F5-H3-P3	54	6.7607297771	4.1712269995	10.9319567766
1-207-F5-H3-C3-P3	55	6.8300006008	4.1712269995	11.0012276003
1-207-F6-H3-P3	56	6.9137420241	4.1712269995	11.0849690236

**2024**


**Consolidated Levy Rates**

<b>TAXING DISTRICT</b>	<b>TCA</b>	<b>REGULAR LEVY</b>	<b>EXCESS LEVY</b>	<b>CONSOLIDATED LEVY</b>
1-207-F4-H3-C2-P3	57	7.0620989701	4.1712269995	11.2333259696
1-207-F5-H1-P3	58	6.8430049726	6.6939784134	13.5369833860
1-9-F4-H3-C1	60	6.8029952254	2.2319281792	9.0349234046
1-9-F4-H3-C2	61	6.8328067076	2.2319281792	9.0647348868
1-9-F4-H3-C3	62	6.8041920401	2.2319281792	9.0361202193
1-9-F5-H3-C3	64	6.6007083383	2.2319281792	8.8326365175
1-303-F9-H3-P4	65	6.3691617201	1.8824375885	8.2515993086
1-303-F9-H6-P4	66	6.3006657256	1.8824375885	8.1831033141
1-9-F1-C6	67	6.8352026903	2.2319281792	9.0671308695
1-105-F6-H1-MP	68	7.4745847905	5.1429245230	12.6175093135
1-73-F6-H1	69	6.7667249571	3.2464000477	10.0131250048
1-17-F8--H3	70	6.7644696148	0.0000000000	6.7644696148
1-9-F4-H3	72	6.7349212164	2.2319281792	8.9668493956
1-9-F5-H3	73	6.5314375146	2.2319281792	8.7633656938
1-9-F5-H3-C6	74	6.6132352831	2.2319281792	8.8451634623
1-9-F4-H3-C6	75	6.8167189849	2.2319281792	9.0486471641
1-204-F1-F6-H1-C7	76	6.8492238719	4.6010831998	11.4503070717
1-73-H3	270	6.0011581473	0.7236486338	6.7248067811
1-73-H3	310	6.0011581473	0.7236486338	6.7248067811
1-200-H3	380	6.0011581473	3.2779617026	9.2791198499
1-207-H3-C3-P3	530	6.2997212335	4.1712269995	10.4709482330
1-207-H3-P3	540	6.2304504098	4.1712269995	10.4016774093
1-207-H3-C3-P3	550	6.2997212335	4.1712269995	10.4709482330
1-207-H3-C2-P3	570	6.3283359010	4.1712269995	10.4995629005
1-9-H3-C2	610	6.0990436385	2.2319281792	8.3309718177
1-9-H3-C3	620	6.0704289710	2.2319281792	8.3023571502
1-9-H3	720	6.0011581473	2.2319281792	8.2330863265
Average Levy Rate		6.7990820582	3.0146994340	9.8137814923

**Lincoln County  
2023 Valuation for 2024 Tax**

Taxing District	Regular Levies	Bond & Excess Levies
State School	1,985,235,365	1,971,411,655
County Current Expense	2,073,363,666	2,059,539,956
Public Utility District	2,073,363,666	2,059,539,956
Public Works Roads	1,647,536,850	1,639,634,970
Hospital #001 Odessa	316,595,260	315,435,780
Hospital #003 Davenport	1,577,328,495	1,565,833,815
Hospital #006-J Grand Coulee	31,039,215	30,617,505
Town of Almira	15,377,919	15,146,309
Town of Creston	9,839,906	9,670,906
City of Davenport	169,853,133	167,316,973
City of Harrington	34,822,185	34,490,325
Town of Odessa	50,811,779	49,968,859
Town of Reardan	55,487,192	54,894,922
City of Sprague	37,438,470	36,994,630
Town of Wilbur	52,196,232	51,422,062
Fire #001 Sprague	115,449,350	115,145,350
Fire #003 Odessa	171,902,608	171,654,868
Fire #004 Reardan	310,876,916	309,916,156
Fire #005 Davenport	494,218,946	490,185,246
Fire #006 Harrington	188,431,992	187,953,582
Fire #007 Wilbur / Creston	282,679,138	281,086,628
Fire #008 Almira	62,212,900	62,212,900
Fire #009 Lakeview Terrace	48,029,425	47,412,805
Fire #010-J Lincoln / Adams	3,608,330	3,608,330
Cemetery #001 Reardan	123,453,872	122,761,902
Cemetery #002 Long Lake	97,154,337	96,632,957
Cemetery #003 Mondovi	50,759,610	50,575,410
Cemetery #006 Edwall	66,248,751	66,123,071
Cemetery #007 Sprague	151,274,717	150,526,877
Metropolitan Park #001 Odessa	199,898,332	198,807,672
Park & Rec #001 Edwall	92,439,557	92,270,277
Park & Rec #002 Almira	72,848,621	72,617,011
Park & Rec #003 Davenport	484,098,324	479,475,224
Park & Rec #004 Okanogan	47,892,108	47,275,488
School #008 Sprague		147,004,400
School #009 Reardan-J Spokane		340,522,529
School #017 Almira		74,816,834
School #067-J Ritzville		4,668,778
School #073 Creston		345,471,529
School #105 Odessa		198,807,672
School #200 Wilbur		205,615,581
School #202-J Wilson Creek		12,719,651
School #204 Harrington		203,162,270
School #207 Davenport		479,475,224
School #303-J Grand Coulee		47,275,488

This is to certify the 2023 assessed valuation for Lincoln County for taxes payable in 2024  
Dated the 7th day of November, 2023.

  
 \_\_\_\_\_  
 J Scott Liebing, Assessor